



unit

1

LESSON

1

1

Track 2



Sing the song: The alphabet song

Come on, kids!
Let's sing the alphabet song!
a, b, c, d, e, f,
Sing the alphabet song!
g, h, i, j, k, l,
Come on, sing along!
m, n, o, p, q, r,

j



The alphabet song is best by far!
s, t, u, v, w, x, y, z,
Sing the alphabet song with me!

2

Track 3

Listen and repeat the alphabet.

3

Write the missing letters.

a b c d e f g h i
j k l m n o p q r
s t u v w x y z



Listen and read.

Today's
grammar

How do you spell ...?

unit
1

LESSON
2

Hi!
I'm Benny Bounce.

Hi!
How do you
spell Benny?



B-e-n-n-y.
What's your name?



Julia.
J-u-l-i-a.

2 Act out the dialogue in exercise 1.

3 Ask and answer.

What's your name?

I'm Benny Bounce.

1 Write the names of six people in your class.

- | | |
|----------------------------------|----------------------------------|
| 1 <u>(students' own answers)</u> | 4 <u>(students' own answers)</u> |
| 2 <u>(students' own answers)</u> | 5 <u>(students' own answers)</u> |
| 3 <u>(students' own answers)</u> | 6 <u>(students' own answers)</u> |

2 Write the names again, in alphabetical order.

- | | |
|----------------------------------|----------------------------------|
| 1 <u>(students' own answers)</u> | 4 <u>(students' own answers)</u> |
| 2 <u>(students' own answers)</u> | 5 <u>(students' own answers)</u> |
| 3 <u>(students' own answers)</u> | 6 <u>(students' own answers)</u> |



3 Listen and complete Benny Bounce's telephone number.

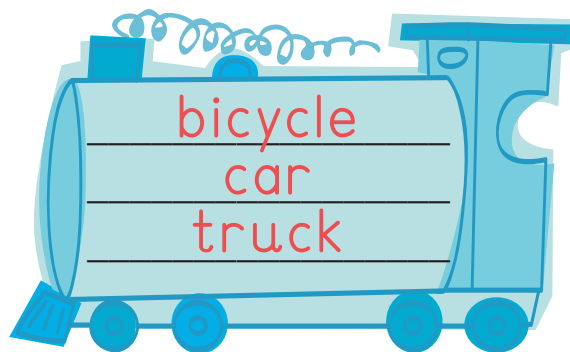

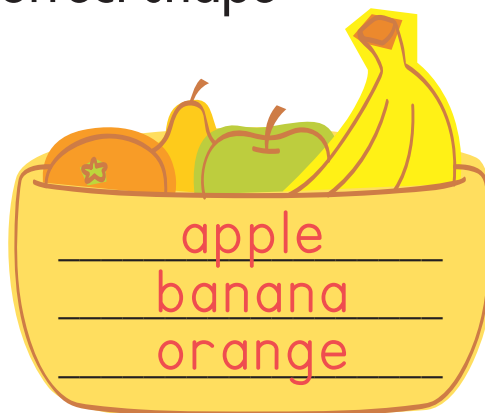
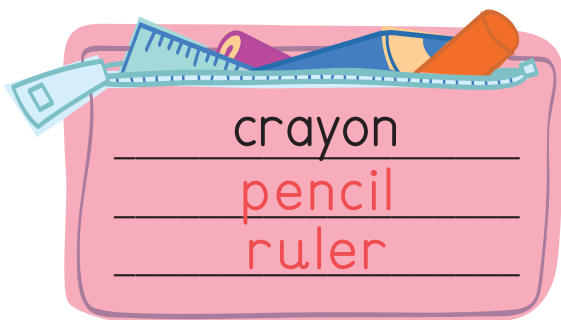
Benny Bounce's
telephone number
is 2 1 7 0 9 3 6.



4 Make a class telephone list.
Ask and answer.

Name: (own answers)
☎ (own answers)
Name: (own answers)
☎ (own answers)

- 1 Write the words on the correct shape in alphabetical order.



bicycle truck apple ruler car ~~crayon~~
pig pencil sheep banana hen orange

- 2 Write three more words on the toy chest.

(students' own answers)

เช่น ball, doll, teddy bear



- 3 Tell your friends what's in your toy chest.






Listen and point. Say the words.




leg



arm




hand



foot




head




tummy



legs



arms



hands



feet

2

Label the picture.

1

head

2

arms

3

hand

4

tummy

5

legs

6

feet



Listen and check. Spell the words.



Listen and write.

Track 8

Today's grammar

unit
1

LESSON
6

This is my hand.
These are my hands.



This is my hand.



These are
my hands.



This is my arm



These are my arms



This is my foot



These are my feet



This is my leg



These are my legs



Sing the song: The happy body song

This is the happy body song.
Let's all sing it. It won't take long!
My body's happy,
What about you?
Sing the song. I'll sing it too!




Clap your hands!
Clap to the beat!
Stamp! Stamp!
Stamp!
Stamp those feet!
Chorus

Pat your tummy!
Pat! Pat! Pat!
Nod your head!
Just like that!
Chorus

Shake your legs!
Shake! Shake! Shake!
And now relax,
Let's take a break!
Chorus

2 Draw a picture of a part of the body.
Write a sentence.



(students' own answers)

(students' own answers)

!



1 Draw the body parts in the correct boxes.

One of each



(students' own answers)

Two of each

(students' own answers)




2 Write the words.

1



arm

3




hands

2



feet

4



tummy

3 Talk about your body.

This is my head.

These are my feet.



Talk about





unit 2

LESSON

1



Track 10

Listen and point.
Say the words.



touch

touch



walk

walk



jump

jump



floor

floor



run

run



door

door



window


window



wall

wall

2 Write the words in exercise 1.



Sing the song: Do it!

Walk to the window and touch your nose!
Run to the door and touch your toes!
Jump to the wall and touch your head!
Fall on the floor! It's time for bed!

**Today's
grammar**

Walk to the window.

- 2** Look at Benny Bounce.
Write the line from the song.

Jump to the wall and
touch your head



- 3** Listen and act out.

- 4** Give instructions to your friends.

Talk time

Touch your arms!

1 Match the sentences to the pictures.
Color the pictures.


1 Touch your head!

2 Jump to the chair!

3 Run to the table!

4 Walk to the door!

5 Touch your arms!




2 Write a sentence. Draw the picture.

(students' own answers) _____!

(students' own answers)

1 Follow the paths.



2 Write a sentence for each person.

1 Jump to the door !

2 Walk to the wall !

3 Run to the window !

4 Touch the floor !



Listen and point. Say the words.



stand up



sit down



read



open



close



look

2 Help Miss Jenny complete the sentences.



1 Look
at the story
book, please.



2 Sit down,
please.



3 Open
your books,
please.



4 Stand up,
please.



5 Close
your books,
please.



6 Read
the sentence,
please.




Listen and number.

Today's
grammar

Don't close the door!

unit
2
LESSON
6



2 Write the negatives.

1 Walk! Don't walk!

2 Run! Don't run!


3 Close! Don't close!

4 Sit down! Don't sit down!

5 Stand up! Don't stand up!



to Unit 1 Join the letters to make four words.






Track 15

Listen and read. *Poor Mom!*

unit
2
LESSON
7




1

Mom: Josh, close the window, please.
Josh: What, Mom?
Mom: Close the window!




2

Annie: Look, Mom! Look at Rover!
Mom: No, Annie!
Annie: Oh dear.



3

Mom: Josh, walk the dog, please!
Josh: What, Mom?
Mom: Walk the dog!



4

Mom: Don't close the car door!
Dad: What, honey?
Mom: Don't close the car door!
Get me out of here!

2 Act out the story with your friends.

1 Look at the pictures. Circle the correct words.

Please close the door.

Please close the window.

Please open the window.

Please don't touch the shark!

Please look at the shark!

Please don't jump on the shark!

Stand up, please!

Sit down, please!

Open your books, please!



2 Complete the sentence. Which is the "polite" word?



Pl e a se close the door!

3 Listen to your teacher. Follow the instructions.

Run to
the door!

Don't open
the door!



**Talk
about**





unit

3

LESSON

1



Track 16

Listen and point. Say the words.

fire
fighterfire
fighterpolice
officerpolice
officer

doctor

doctor

nurse

nurse

chef

chef

teacher

teacher

waiter

waiter

dentist

dentist

2

Write the words in exercise 1.

1 Match the pictures to the professions.

Today's grammar
I'm a fire fighter.

1 nurse
2 police officer
3 fire fighter
4 chef
5 dentist
6 doctor
7 nurse
8 waiter

2
Track 17



Sing the song: My profession is the best!

Chorus

Working, working with no rest,
My profession is the best!

I'm a fire fighter, clang-a-lang all day,
Ready for work? No time for play!

I'm a dentist, drill and drill all day,
Ready for work? No time for play!

Chorus

I'm a chef, stir and stir all day,
Ready for work? No time for play!









Chorus



Help Benny Bounce guess the professions. Listen and put a ✓ or a ✗.

Today's grammar
I'm not a nurse.

unit 3
LESSON 3

- | | | | | |
|---|--|-------------------------------------|--|-------------------------------------|
| 1 |  | <input type="checkbox"/> |  | <input checked="" type="checkbox"/> |
| 2 |  | <input checked="" type="checkbox"/> |  | <input type="checkbox"/> |
| 3 |  | <input checked="" type="checkbox"/> |  | <input type="checkbox"/> |
| 4 |  | <input type="checkbox"/> |  | <input checked="" type="checkbox"/> |



2 Write and say the negative sentences.



1 I'm not a police officer.



2 I'm not a dentist.



3 I'm not a teacher.



4 I'm not a waiter.

3 Play the professions game.



1 Complete the sentences.

Today's grammar

He's a waiter.
She's a teacher.



1 He's a waiter.



5 She's a chef.



2 She's a teacher.



6 He's a doctor.




3 He's a fire fighter.



7 He's a police officer.



4 He's a dentist.



8 She's a nurse.



2 Listen and check.

Track 19



1 Listen and point. Say the words.



photographer



pilot




musician



singer



dancer



astronaut

2 Make sentences.

He's

She's

a chef.

a musician.

a doctor.

a teacher.

a dentist.

a pilot.

3 Write the sentences.

- 1 He's a pilot
- 2 She's a musician
- 3 She's a doctor
- 4 She's a teacher
- 5 He's a dentist
- 6 He's a pilot

- 1 Follow the lines.
Write the sentences.

Today's grammar

She isn't a teacher.
She's a chef.

1 teacher ✕

2 waiter ✕

3 chef ✕

4 fire fighter ✕

5 doctor ✕



- 1 She isn't a teacher. She's a chef.
- 2 He isn't a waiter. He's a doctor.
- 3 He isn't a chef. He's a fire fighter.
- 4 She isn't a fire fighter. She's a waiter.
- 5 He isn't a doctor. He's a teacher.



to Unit 2 Unscramble the sentences. Do the actions.

- 1 door Run the to! Run to the door!
- 2 head Touch your! Touch your head!
- 3 to chair Walk your! Walk to your chair!
- 4 down Sit please! Sit down please!

1 Circle the groups in different colors.

They aren't singers.
They're chefs.



2 Correct the sentences.

- 1 — They're singers.
They aren't singers. They're chefs.
- 2 — They're dentists.
They aren't dentists. They're dancers.
- 3 — They're musicians.
They aren't musicians. They're doctors.
- 4 — They're pilots.
They aren't pilots. They're singers.
- 5 — They're teachers.
They aren't teachers. They're photographers.



1 Write the professions in the correct category.



dentist



musician



fire fighter



ballet dancer

Entertainers

Community workers

ballet dancer

musician

(students' own answers)

fire fighter

dentist

(students' own answers)

2 Write one more profession in each category.

3 Talk about the professions.

He's a fire fighter.





unit 4


LESSON

1



Track 21

Listen and point. Say the words.



pencil case

pencil

case



backpack

backpack

lunch
box

lunch

box



felt pen

felt

pen



scissors

scissors

box of
paints

box of


paints



glue stick

glue

stick

pencil
sharpener

pencil

sharpener

2

Write the words in exercise 1.

Today's grammar

Karl has a lunch box.

- 1 Look at the pictures.
Write sentences.



- 1 Karl has a box of paints, a pencil case,
a lunch box and a pencil sharpener.



- 2 Sally has a backpack, scissors,
felt pens and a glue stick.



to Unit 3 Write the professions.



doctor



dentist



fire fighter



chef



Track 22

Listen and complete the sentences.

- 1 Look! Karl has a backpack. It's purple.
- 2 Sally has a backpack, too. It's green.
- 3 Karl has a pencil case. It's blue and green.
- 4 And Sally has a lunch box. It's blue and red.
- 5 Karl has a pencil sharpener. It's red.
- 6 Sally has a glue stick. It's blue and orange.

2 Complete the pictures. Color them.



1 Draw your school supplies.

**Today's
grammar**

I have a glue stick.
I have scissors.

(students' own answers)



2 Write about your school supplies.

1 I have (students' own answers).

2 (students' own answers).

3 (students' own answers).




3 Tell your friends about your school supplies.

Talk time

I have a glue stick.




Listen and point. Say the words.




cheese sandwich ham sandwich orange juice cupcake hot dog yogurt


2

Complete the pictures. Write the words.

1  c h e e s e s a n d w i c h

2  h o t d o g

3  c u p c a k e

4  y o g u r t

5  o r a n g e j u i c e

6  h a m s a n d w i c h

- 1 Look and say what Sandy and George have in their lunch boxes.

Today's grammar

He / She doesn't have a yogurt.



- 2 Write about what Sandy and George don't have.

- 1 Sandy doesn't have a hot dog.
She doesn't have a cupcake.
She doesn't have a cheese sandwich.
- 2 George doesn't have a ham sandwich.
He doesn't have a yogurt.
He doesn't have an orange juice



Sing the song: She's hungry!

She's hungry,
It's time for lunch.
She's hungry,
It's time for lunch.
She doesn't have
a cheese sandwich,
But it's not too late.
She has a hot dog – Mmm!
That's great!

He's hungry,
It's time for lunch.
He's hungry,
It's time for lunch.
He doesn't have
a ham sandwich,
But it's not too late.
He has a cupcake – Mmm!
That's great!



Track 25

Listen and read. *Share my lunch!*


unit
4
LESSON
7




David and Holly are at school. It's lunchtime. They are in the yard with their lunch boxes.



Holly has a ham sandwich and a cupcake in her lunch box. "And I have an orange juice," she says.



David doesn't have a cheese sandwich or a cupcake or an orange juice. "Hey, Bongo!" says David.



"Bongo has my lunch!" says David. "Oh, David," says Holly. "You can share my lunch. I have a lot."

2 Circle *True* or *False*.

1 Holly has a cheese sandwich.

True / False

2 David has a yogurt.

True / False



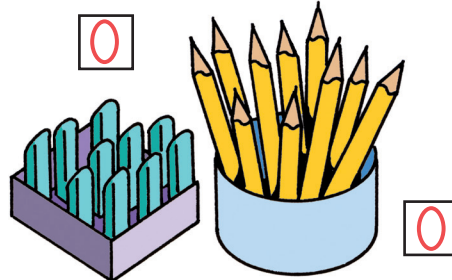
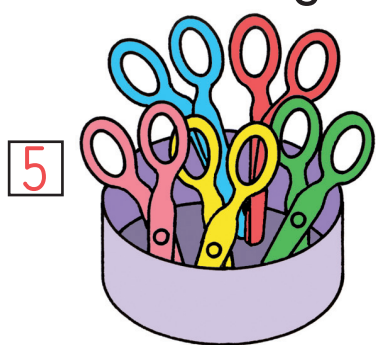
Group 1



Group 2

- 1 How many children are there in Group 1? 6
How many children are there in Group 2? 4
How many children are there all together? 10


- 2 Consider both groups. How many items are missing?



- 3 Draw more school supplies for both groups. Talk about them in pairs.

I have three lunch boxes.





unit 5

LESSON

1




Track 26

Listen and point. Say the words.




skateboard

skateboard



scooter

scooter



robot

robot



roller blades

roller blades



basketball

basketball




video

game

video

game



puzzle

puzzle



baseball bat

baseball bat

2

Write the words in exercise 1.

1 Look at the pictures.
Complete the sentences.

Today's
grammar

They have
skateboards.




- 1 Look at the owls. They have baseball bats.
- 2 Look at the elephants. They have scooters.
- 3 Look at the ostriches. They have basketballs.
- 4 Look at the rabbits. They have video games.
- 5 Look at the lions. They have puzzles.
- 6 Look at the monkeys. They have roller blades.
- 7 Look at the dogs. They have robots.
- 8 Look at the cats. They have skateboards.

1 Draw the toys for the children.



1 They have roller blades.



3 They have robots.



2 They have basketballs.



4 They have scooters.



Sing the song: Lots of toys!

Come meet my friends,
They have lots of toys.
Lots of toys, toys for girls and boys!
What do they have?

Skateboards, skateboards!
Wow! What fun!
Skateboards, skateboards,
Skateboards for everyone!

Scooters, scooters!
Wow! What fun!
Scooters, scooters,
Scooters for everyone!

1 Unscramble the words.



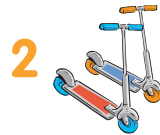
Peter
Penguin

Paul
Penguin



Peter and Paul Penguin have
s a l l b a b e l b a l s.

baseball balls



They have e r s s o c o t.

scooters



They have t a b a k e b l s l s.


basketballs

2 Look at the pictures. Complete the sentences.



Penny
Penguin

Pippa
Penguin



They have

robots



They have

video games



They have

roller blades

3 Answer the questions.

1 What do Peter and Paul have?

They have baseballs, scooters and basketballs

2 What do Penny and Pippa have?

They have robots, video games and roller blades




1 Listen and point. Say the words.

Track 28




lollipop



candy bar



cookie



jelly bean



popsicle



caramel

2 Count and write.


1



lollipops

five lollipops


2



candy bars

five candy bars

3



cookies

seven cookies

4



jelly beans

ten jelly beans


5



popsicles

four popsicles

6



caramels


nine caramels



Listen and check ✓ what Lizzie and Nick have. Cross ✗ what they don't have.

Today's grammar

They don't have cookies.



2 Circle *True* or *False*.

- | | | |
|---|---------------------------------|--------------|
| 1 | Lizzie and Nick have lollipops. | True / False |
| 2 | They don't have jelly beans. | True / False |
| 3 | They don't have cookies. | True / False |
| 4 | They don't have popsicles. | True / False |
| 5 | They have caramels. | True / False |
| 6 | They don't have candy bars. | True / False |



to Unit 4 Write two things Bounce doesn't have.

- 1 (students' own answers)
- 2 (students' own answers)



1 Look at the chart and complete the sentences.



Dan and Pete Jane and Helen Sam and Becky

✓	✗	✓
✗	✓	✓
✗	✓	✗

1 Dan and Pete have candy bars.

They don't have lollipops.

They don't have caramels.

2 Jane and Helen don't have candy bars.

But they have lollipops.

They have caramels.

3 Sam and Becky have candy bars.

They have lollipops.

But they don't have caramels.

2 Make sentences about the children. Guess who they are.





loli pop candy bar cook ies jelly beans pops icle cara mels

1 Look at the pictures. Complete the words.

2 Draw your favorite candy.

(students' own answers)

3 Talk about candy. Color the correct face.

Candy is good for you.



Candy isn't good for you.



Talk about





unit 6

LESSON
1



Listen and point. Say the words.

Track 30



clean



dirty



happy




sad



fat



thin



big



small

2 Write the words in exercise 1.

Today's grammar

He's / She's / It's happy.

1 Match the words to the pictures.

1 It's dirty.

2 He's sad.

3 It's big.






4 It's clean.

5 He's thin.

6 It's fat.

7 She's happy.

8 It's small.

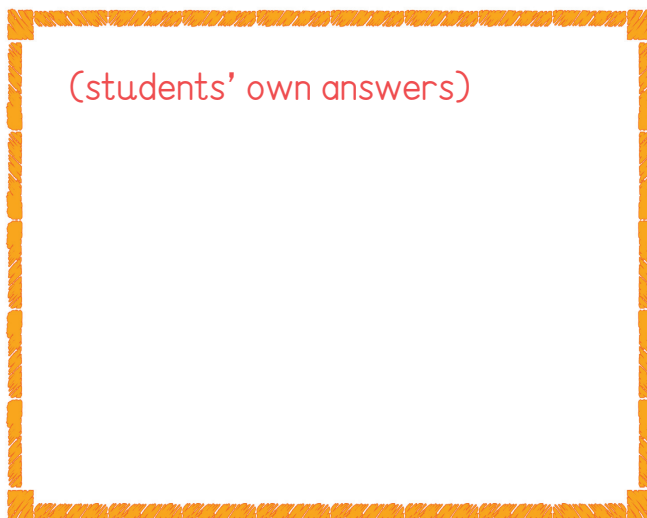


2 Make sentences about the pictures.
Guess with a friend.

It's fat.

g

1 Draw a picture of you.



**Today's
grammar**

I'm happy.

Look at me!

I'm (students' own answers)

and (students' own answers)

2 Complete the sentence about you in exercise 1.


3 Describe yourself to your friends.



to Unit 5 Read and draw.

Greg and Lisa don't have skateboards.

They have roller blades.



Today's grammar


He / She / It
isn't small.

1 Read and match. Write
the names of the animals.

1 He isn't small. He's big.
He isn't clean. He's dirty.
What color is he? He's pink.
He's Percy Pig.

2 She isn't sad. She's happy.
She isn't big. She's small.
What color is she? She's brown.
She's Martha Monkey.

3 She isn't thin. She's fat.
She isn't happy. She's sad.
What color is she? She's gray.
She's Ellie Elephant.



Ellie
Elephant



Martha
Monkey



Percy Pig



2 Listen and check.

Track 31

3 Look at Cookie Cat.
Write sentences to describe her.



She isn't fat. She's thin

She isn't sad. She's happy

What color is she? She's black and white

She's Cookie Cat



1 Listen and point. Say the words.



tall



short




beautiful



ugly



young



old

2 Unscramble the words.

1 It's an u l g y ugly bird.

2 He's a s r o h t short man.

3 It's a y u n o g young dog.

4 She's a b t u u l e i f a beautiful girl.



5 It's a t l l a tall tree.

6 She's an o d l old woman.

Today's grammar

They aren't young.
They're old.

1 Look at the birds.
Write sentences.



- 1** They aren't beautiful. They're ugly.
- 2** They aren't ugly. They're beautiful.
- 3** They aren't small. They're big.
- 4** They aren't big. They're small.
- 5** They aren't young. They're old.



Sing the song: All different birds!

Look at the birds,
How different – look and see.
Let's find out
How different birds can be!

Some birds aren't short.
They aren't beautiful at all.
The birds I see aren't old,
But gee, they are tall.

Some birds are beautiful,
And they live in the cold.
The birds I see aren't tall,
But gee, they are old.



3 Listen again and point to the birds in exercise 1.




Listen and read. *The magic mirrors.*



Willy is at the Magic House of Mirrors with his mom and dad. He's happy. "Look, Willy!" says Dad. "Go in there."



"Wow! Come in here and look at me, Mom! I'm not short. I'm tall!" says Willy.



Willy isn't happy now. "Oh no! I'm not young. I'm old! Help me, Mom and Dad!" says Willy.



"Hey! Wait a minute! I'm not old. I'm young!" says Willy. Mom has an idea.

2 Tell a story about Mom and different magic mirrors.

Oh, no! I'm not beautiful! I'm ugly!


- 1 Describe the friends. Are they the same or different? Is it important to be the same?



big	sad
small	tall
happy	short

- 1 (students' own answers) . 5 (students' own answers) .
 2 (students' own answers) . 6 (students' own answers) .
 3 (students' own answers) . 7 (students' own answers) .
 4 (students' own answers) .

- 2 Check (✓) the correct value badge.




- 3 Talk about your friends.

Ben is tall
and happy.



Talk
about





unit 7

LESSON

1



Listen and point.
Say the words.




bear

bear



flamingo

flamingo



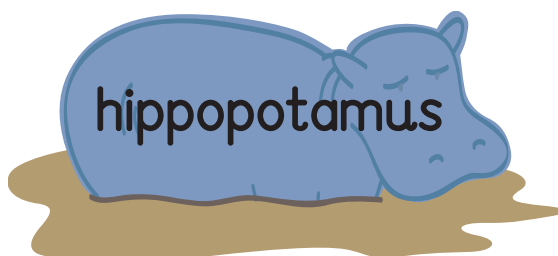
camel

camel



zebra

zebra



hippopotamus

hippopotamus




parrot

parrot



snake

snake



gorilla

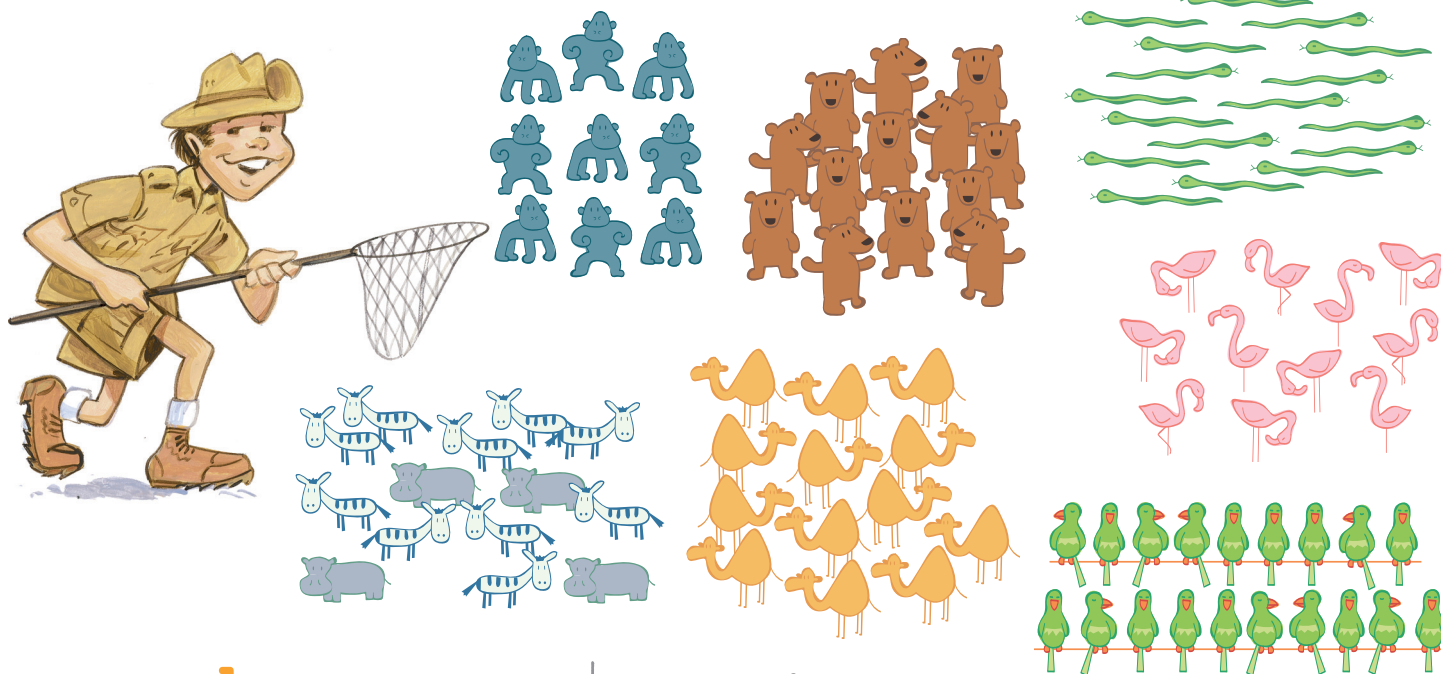
gorilla

2 Write the words in exercise 1.

- 1 Count the animals in Harry's zoo.
Complete the sentences.

Today's grammar

He has eleven flamingoes.



- 1 Harry has eleven flamingoes.
- 2 He has thirteen bears.
- 3 He has seventeen snakes.
- 4 He has thirteen camels.
- 5 He has nineteen parrots.
- 6 He has nine gorillas.
- 7 He has ten zebras
and four hippos.

Talk time

He has eleven flamingoes.

Today's grammar

It's a dirty hippo.

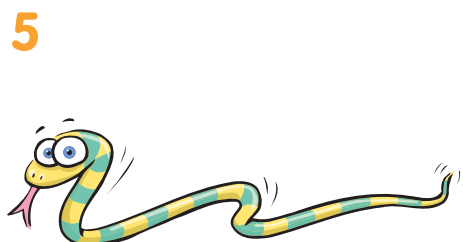
1 Write sentences about the pictures.




It's a dirty hippo.



It's a beautiful parrot.



It's a thin snake.



It's a happy gorilla.



It's a young bear.



It's a fat zebra.

young

happy

beautiful

dirty


thin

fat




to Unit 6


Draw the faces. (students' own answers)




happy



sad



beautiful



ugly




Listen and circle the correct word.

Today's grammar

They have an old gorilla.


unit 7

LESSON 4



old / young

3




ugly / beautiful

5




clean / dirty

7




fat / thin

2



sad / happy

4



tall / short

6



big / small

8



ugly / beautiful

2 Write sentences about Jack and Jill's toys.

1 They have an old gorilla.

2 They have a sad camel.

3 They have a beautiful snake.

4 They have a tall flamingo.

5 They have a clean bear.


6 They have a small zebra.

7 They have a fat hippopotamus.


8 They have an ugly parrot.




1 Listen and point. Say the words.




penguin




polar bear




dolphin



whale

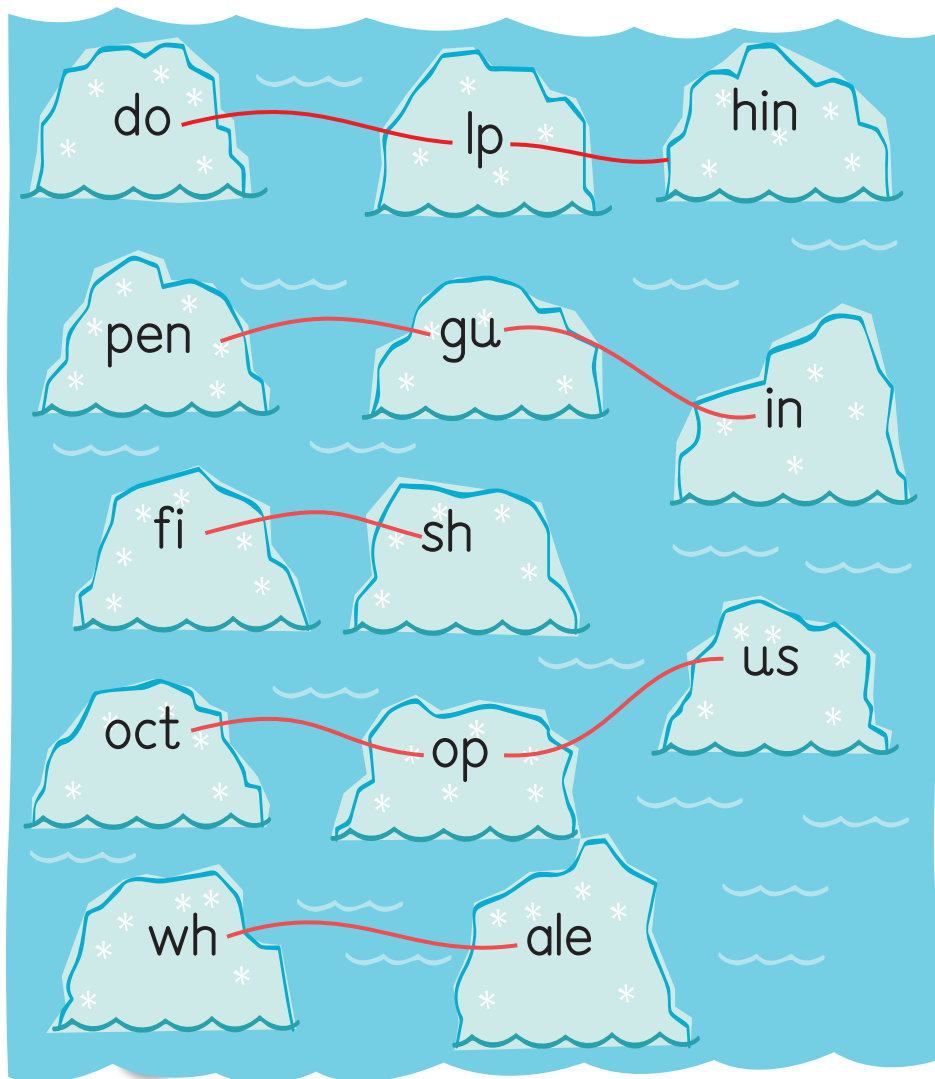


fish



octopus

2 Join the parts of the word together to spell an ocean animal.



1 dolphin


2 penguin

3 fish

4 octopus

5 whale

- 1 Unscramble the words.
Number the correct picture.



a t f h f i s

- 1 Look! It's a fat fish.

u f b e u i l a t g p e u i n n

- 2 Wow! What a beautiful penguin.

p p y a h l r o p a r e b a

- 3 Look at the happy polar bear.

c e n l a p l i d o h n

- 4 And look at the clean dolphin.

g i b l e w a h

- 5 Wow! What a big whale.

s d a p o u c t s o

- 6 Look at the sad octopus.




Sing the song: Griselda and friends

1 Look at Griselda! She's a bear.
Griselda is a big, big bear!
She's a big, brown bear!
Listen to Griselda: Grr! Grr! Grr!
Griselda is a happy bear!
She's a big, brown bear.


2 Look at Sidney! He's a snake.
Sidney is a thin, thin snake!
He's a thin, green snake!
Listen to Sidney: Hiss! Hiss! Hiss!
Sidney is a beautiful snake!
He's a thin, green snake.

3 Look at Bobsey! She's a hippo.
Bobsey is a fat, fat hippo!
She's a fat, gray hippo!
Listen to Bobsey: Wallow! Wallow! Wallow!
Bobsey is a dirty hippo!
She's a fat, gray hippo.

2 Complete the pictures of the animals.
Write sentences.



Look at Griselda _____.
She's a bear _____.
She's a happy bear _____.




Look at Sidney _____.
He's a snake _____.
He's a beautiful snake _____.

1 Identify the animals in the pictures.

fish



penguin



parrot



camel



2 Write the animals in their correct habitat.

jungle	desert	Antarctic	ocean
parrots	camel	penguin	fish

3 Talk about the animals.

Parrots live in the jungle.



Talk
about





unit 8

LESSON 1




Listen and point. Say the words.


Track 40




English



science



math



geography



art



physical
education



reading



history

2

Write the words in exercise 1.



Listen to Abby's sentences.
Draw the things on
the shelf in order.

Today's grammar

I like history.

unit
8
LESSON
2

(students' own answers)

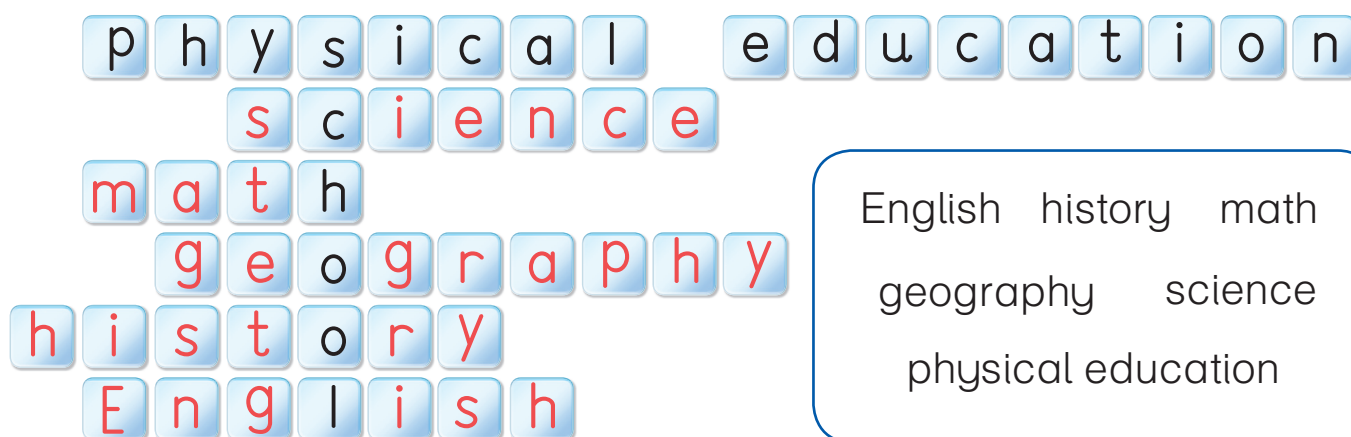


2 Write the school subjects you like.

I like (students' own answers)

1 Complete the crossword.

Today's grammar
I don't like math.



English history math
geography science
physical education

2 Unscramble the words to find the school subjects that Dennis doesn't like.



- 1 t a r art
- 2 i g r a e d n reading

3 Write what Dennis says about school subjects.

I don't like art
and reading.

4 Tell your friends about school subjects.





Sing the song: The thing for me!


I like math!
1, 2, 3.
Counting numbers
Is the thing for me!

1
2
3


I like art,
Look at me.
Painting pictures
Is the thing for me!



I like reading,
A,B,C.
Saying the alphabet
Is the thing for me!



I like school,
As you can see.
Going to school
Is the thing for me!

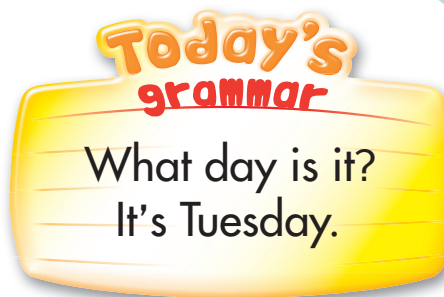


to Unit 7 Unscramble the sentences.

- 1 is young Daniel a dolphin
Daniel is a young dolphin.
- 2 Frank a fish is fat
Frank is a fat fish.
- 3 rhino an Rosy is old
Rosy is an old rhino.



Listen and point.
Say the words.



Sunday **Monday** **Tuesday**
Wednesday **Thursday**
Friday **Saturday**

2 Read and answer.

Sunday

1

Today it's Sunday.

Sunday plus four days.

What day is it? It's Thursday.

Monday

2

Bounce back one day.

What day is it? Wednesday.

Tuesday

3

Jump to the blue day.

What day is it? Monday.

Wednesday

Thursday

4

Tuesday plus three days.

What day is it? Friday.

Friday

5

Bounce back three days.

What day is it? Tuesday.

Saturday

6

Jump to the purple day.

What day is it? Saturday.



Listen and help Polly Pencil match the days to the school subjects.

Today's
grammar

When's the
English class?
It's on Wednesdays.

unit
8

LESSON
6

geography

reading

math

English

science

Sunday

Monday


Tuesday

Wednesday

Thursday

Friday

Saturday



2 Answer the questions.

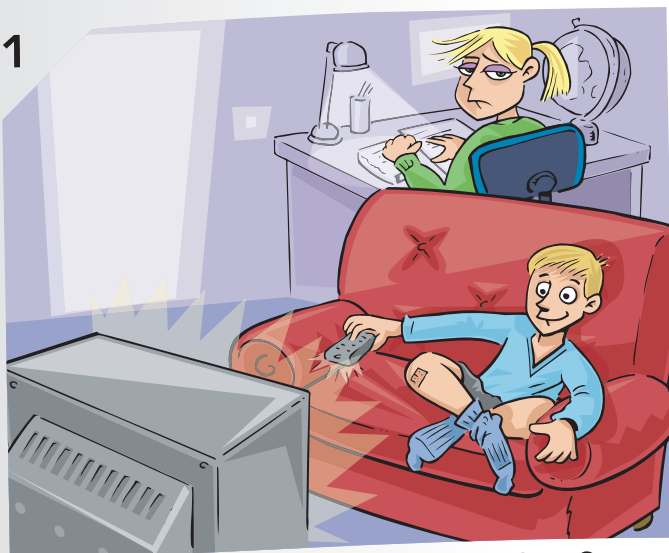
- 1 When's the English class? It's on Wednesdays.
- 2 When's the geography class? It's on Fridays.
- 3 When's the math class? It's on Thursdays.
- 4 When's the science class? It's on Mondays.
- 5 When's the weekend? It's on Saturdays and Sundays.
- 6 When's the reading class? It's on Tuesdays.



Track 45

Listen and read. *I don't like it!*

1




Tommy: When's the science class?

Annie: It's on Tuesdays.

Tommy: Ugh! I don't like science.

2



Tommy: When's the math class?

Annie: It's on Thursdays.

Tommy: Ugh! I don't like math.

3




Tommy: When's the geography class?

Annie: It's on Fridays.

Tommy: Ugh! I don't like geography.

4



Tommy: Hey, don't do that! It's the soccer game.

Annie: You don't like school. Well, I don't like soccer!

2 Match the days and the school subjects.

Tuesday X Thursday (Friday
 math — science (geography



1 Complete the days of the week:

M onday Th ursday
 T uesday F riday
 W ednesday Sa turday
 Su nday



2 How do the days start? How do they finish?

They start with a capital letter and finish with "day".

3 Talk about your week.

I go to school
on Mondays.





unit 9

LESSON

1



Listen and point. Say the words.



toy store



candy store



hospital

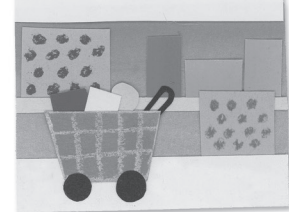


fire house



restaurant


supermarket



supermarket



movie theater



school

2 Write the words in exercise 1.



1 Listen and read.

Track 47

Today's grammar

unit
9

LESSON

2


Benny Bounce is
in front of the tree.



Benny Bounce is
in front of the tree.





Becky Bounce is
behind the tree.



Bobby Bounce is
next to the tree.

2 Match the phrases to the pictures.
Say the sentences.



in front of

behind

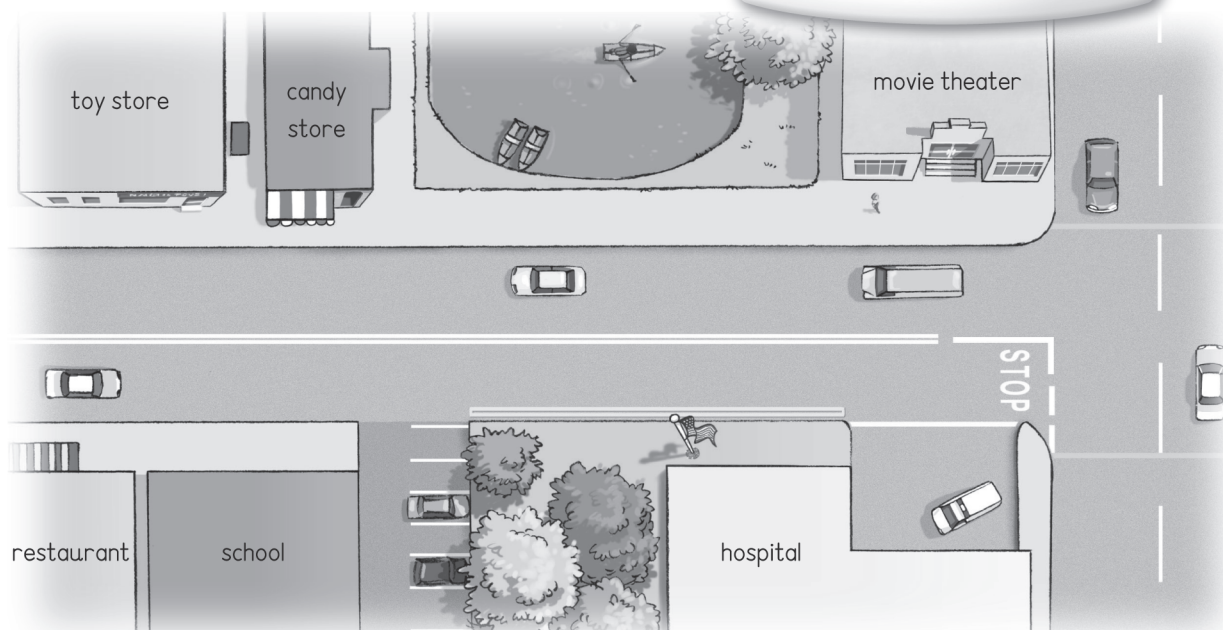
next to



- 1 Look at the map.
Answer the questions.

Today's
grammar

Where's the toy
store?



- 1 Where's the toy store? It's next to the candy store.
- 2 Where's the hospital? It's in front of the movie theater.
- 3 Where's the school? It's next to the restaurant. It's in front of the candy store
- 4 Where's the restaurant? It's in front of the toy store. It's next to the school
- 5 Where's the candy store? It's next to the toy store. It's in front of the school
- 6 Where's the movie theater? It's in front of the hospital.

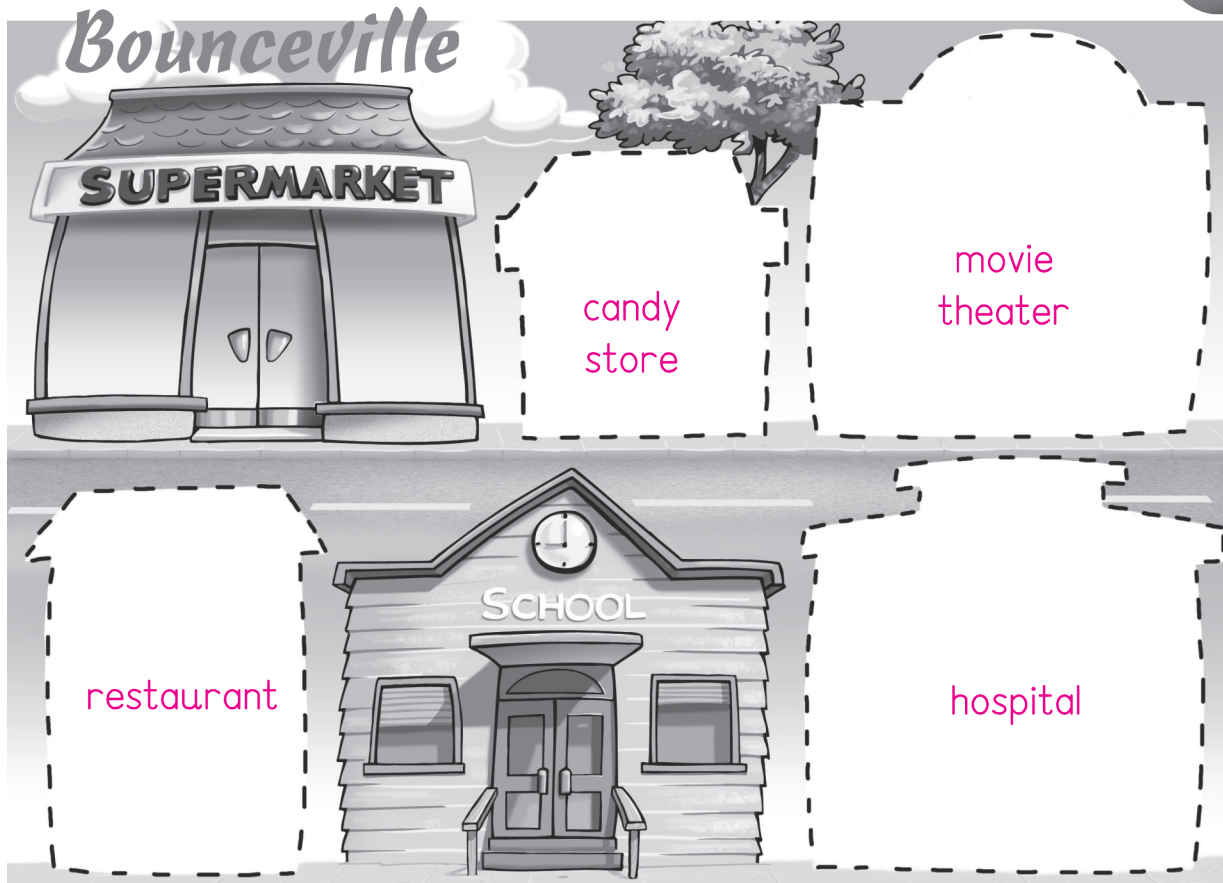


Write sentences about what school subjects you like and what you don't like.

123



- 1 I like (students' own answers).
- 2 I don't like (students' own answers).



1 Read and complete the buildings in Bounceville.

- 1 Draw a candy store behind the school.
- 2 Draw a movie theater next to the candy store.
- 3 Draw a restaurant in front of the supermarket.
- 4 Draw a hospital next to the school.

Read the answers. Write the questions.

- 1 Where's the candy store ? It's behind the school.
- 2 Where's the movie theater ? It's next to the candy store.
- 3 Where's the restaurant ? It's in front of the supermarket.
- 4 Where's the hospital ? It's next to the school.



Listen and point. Say the words.


Track 48



bakery



drugstore



hotel



bank



bookstore



beauty parlor



Circle the names of the places in the puzzle.

Write them next to the pictures.



bakery



drugstore



hotel




bank




bookstore



beauty parlor



- 1 Choose a name for your town.
Draw the hotel, the bakery, the bookstore,
the beauty parlor, and your house.



- 2 Ask your friends about their town.





Sing the song: Soldiers, soldiers

Soldiers, soldiers, stand in line.
March, march, march! March in time.
Who's in front of you? Shout the name!
Now who's behind you? Shout again!


March to the bank, one, two, three.
Then march to the bookstore and back to me.

Soldiers, soldiers, stand in line.
March, march, march! March in time.
Who's in front of you? Shout the name!
Now who's behind you? Shout again!

March to the hotel, one, two, three.
Then march to the bakery and back to me.

Soldiers, soldiers, stand in line.
March, march, march! March in time.
Who's in front of you? Shout the name!
Now who's behind you? Shout again!

March to the drugstore, one, two, three.
Then march to the beauty parlor and back to me.



2 Act out the song.

Bounce around: Social Studies

unit
9 LESSON
8



1 Think about your journey to school. Check the places you see. (students' own answers)

hospital	<input type="checkbox"/>	bank	<input type="checkbox"/>	bakery	<input type="checkbox"/>
store	<input type="checkbox"/>	supermarket	<input type="checkbox"/>	beauty parlor	<input type="checkbox"/>
restaurant	<input type="checkbox"/>	fire house	<input type="checkbox"/>	pharmacy	<input type="checkbox"/>

2 Draw your route to school in your notebook.

3 Talk about your route to school.

On my way to school I pass
a store and a _____.

